



Microsoft 365 and Visio Better together

Mukul Kumar
Sr. Product Marketing Manager
Microsoft Visio



About today's speaker: Mukul Kumar




Born and raised in India

Graduated from Indian Institute of Technology

MBA at Dartmouth College

Loves brewing IPAs, hiking the great Pacific Northwest and reliving childhood with his two kids

During today's presentation, we'll discuss:



Better together

We'll dive into the details of how Microsoft 365 and Visio are better together



Our customers explain

How Visio and Microsoft 365 work for them



Discover

Which Visio plan works best for you and your organization

Complexity of modern work

25%

of the global knowledge workforce will choose their home as the primary workplace by 2022¹

51%

of executives want a hybrid work arrangement for the future²

76%

of businesses believe that improving operational efficiencies is critical in the coming year as they plan their return-to-office strategies³

¹Gartner, "Use these common-sense approaches to combat anxiety and boost unity and efficiency for hybrid and remote teams," May 2021.

²Gallup, "Create Your Hybrid Workplace Strategy With 7 Questions," July 2021.

³Forrester, "Study: Advanced Collaboration Software Critical for Hybrid Work," August 2021.



Bring your best ideas to life with Microsoft Visio

With dozens of ready-to-use templates and thousands of customizable shapes, Visio makes it easy—and fun—to **create powerful visuals**. Coauthor professional diagrams for **effective decision-making, data visualization**, and **process execution** to help increase productivity across the business.

The ultimate tool for diagramming

Create

professional diagrams
effortlessly

Collaborate

with others and share
diagrams seamlessly

Connect

diagrams to real-time data
to make decisions quickly



“Simple. Cloud based. Love it.”



“Breeze to use.”



“Very snappy and easy to use.”

Connect and integrate with Microsoft 365



Microsoft Teams

Create, view, edit, and collaborate on your Visio diagrams from inside Microsoft Teams.

aka.ms/visio-teams



Power BI

Use Visio Visual to embed Visio diagrams into Power BI dashboards.

aka.ms/visio-powerbi



Power Automate

Export Visio diagrams to Power Automate to automatically execute business workflows.

aka.ms/visio-powerautomate



Excel

Convert Excel process map data into Visio diagrams from within Excel with Data Visualizer.

aka.ms/visio-excel



PowerPoint

Break down complex diagrams into single parts with PowerPoint Slide Snippets.


aka.ms/visio-powerpoint



Word

Automatically document your Visio process diagrams, including all their metadata, in Word.

aka.ms/visio-word



OneDrive for Business

Store and share Visio files with 2 GB of free OneDrive storage. Comes with both Visio for the web plans.

aka.ms/visio-onedrive



Microsoft Azure

Develop accurate network diagrams in Visio for the web with Azure-specific shapes.

aka.ms/visio-azure

Microsoft 365 and Visio are better together



Enable teams to collaborate on diagrams in Microsoft Teams

Everything in one place

Keep all your team's Office assets—Word, Excel, PowerPoint, and Visio files—in one place with Teams

Comprehensive set of editing features

Create new and save existing diagrams directly in Teams with a full complement of Visio editing features; team members will see changes the moment they refresh the diagram

In-app commenting

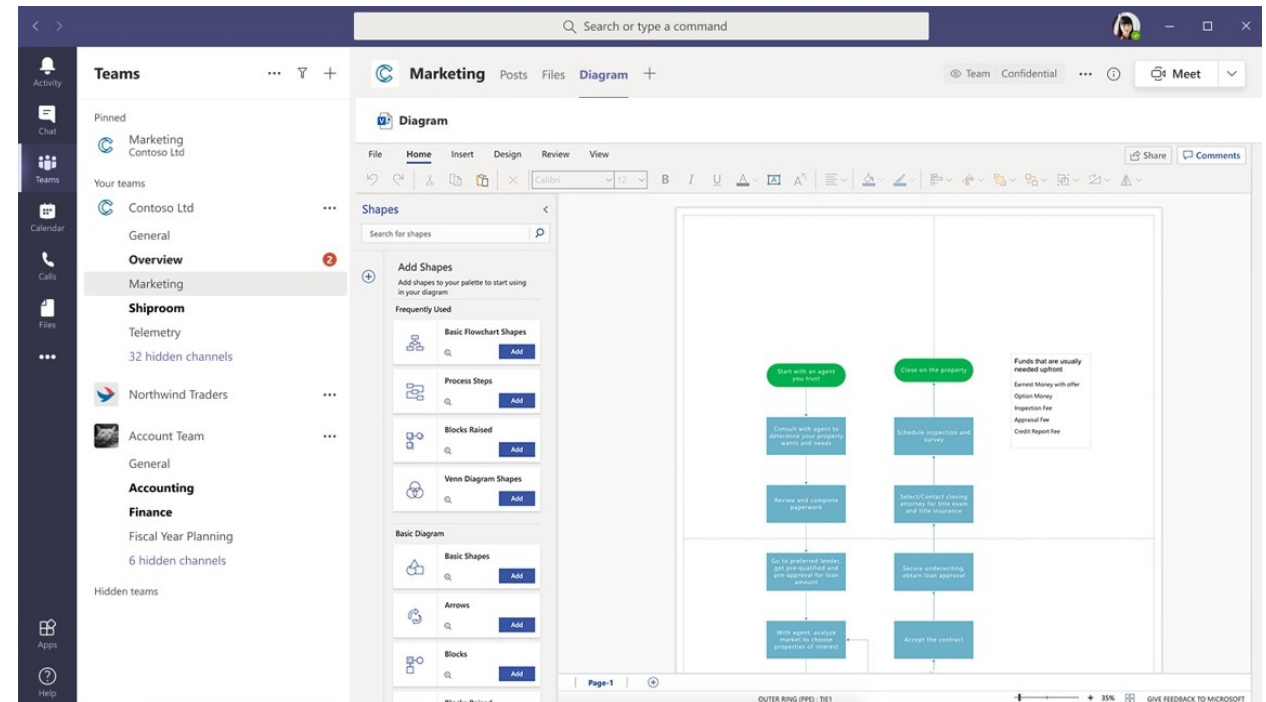
Use convenient, archived comments in Teams to collaborate with colleagues on diagramming efforts

Teams conversations

See diagram comments in the overall Teams conversations tab and use @mentions to get a team member's attention

Visio file as a tab

Add your Visio diagram as a tab in a Teams channel or chat and allow members to access content in a dedicated space





Add Visio diagrams to Power BI for faster decision-making

One dashboard for unified insights

Import Visio diagrams into Power BI to combine operational and business visuals in a single dashboard for unified insights

Real-world perspectives

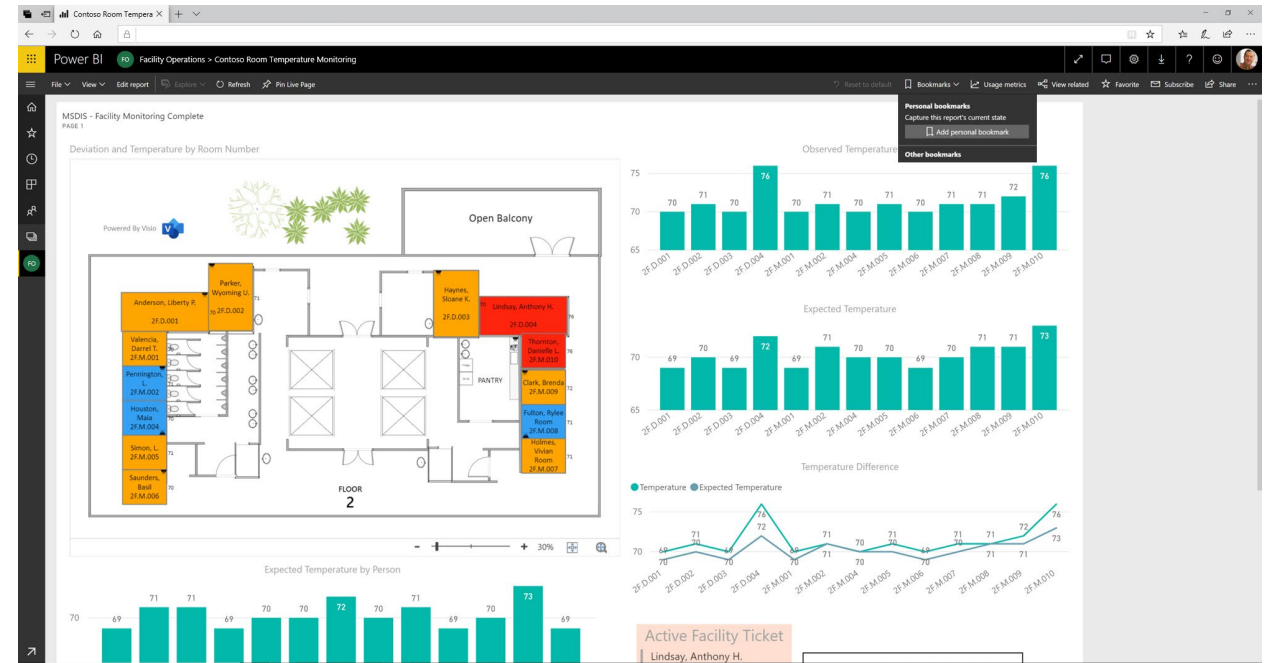
Get new perspectives on data with real-world diagrams, like floor plans and org charts, that complement Power BI visuals

Big picture view

Easily drill into specific data elements to understand how they affect the overall picture

Visualizations for a variety of diagram types

Get detailed insights for nearly any diagram type, including flowcharts, fishbone diagrams, and org charts





Automate business processes using **Power Automate** and Visio

Business process visualization

Use Visio as a natural way to think about business processes and visualize them before implementation

Customizable Visio shapes

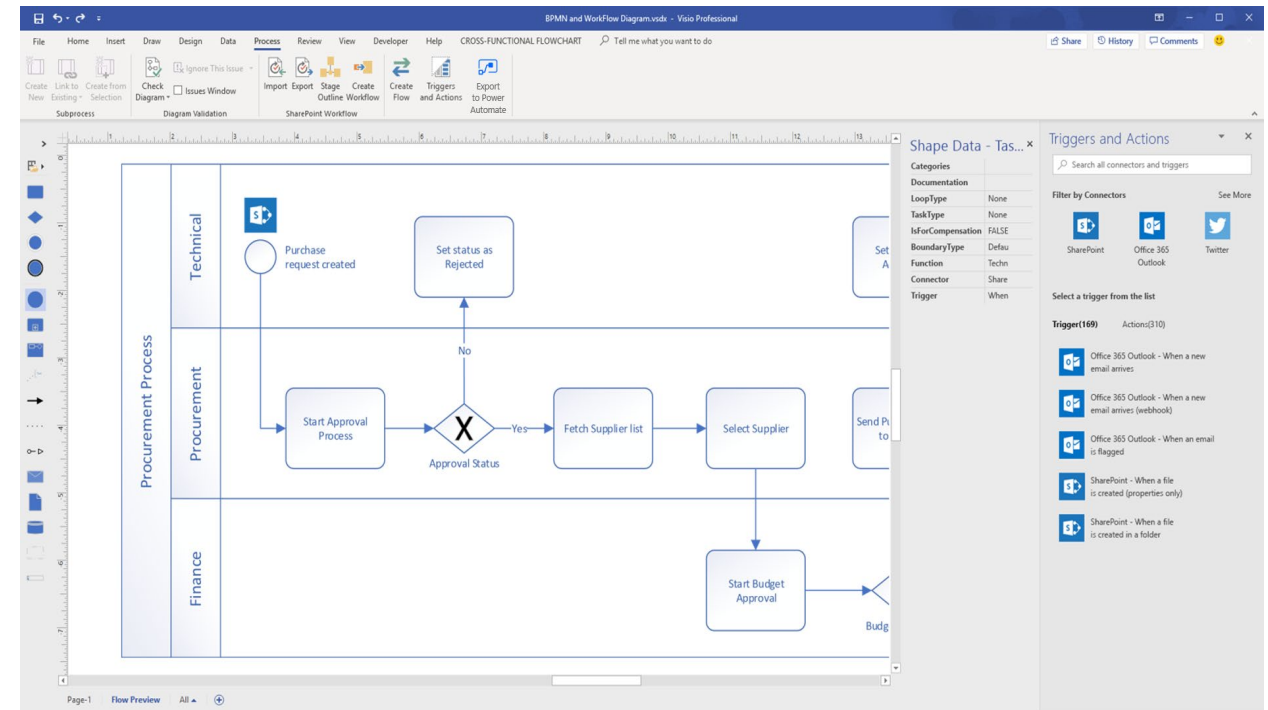
Use out-of-the-box Visio shapes that conform to Power Automate parameters to easily capture business processes and input triggers, actions, and connectors directly in Visio

Office collaboration features

Use popular Office collaboration features like comments and chat to get your workflow reviewed

Successor to SharePoint Designer

Design a SharePoint workflow as a BPMN diagram in Visio and export it to Power Automate directly without writing a line of code





Create process diagrams directly from **Excel** data

Premade templates and stencils

Use a built-in wizard and premade templates to transform Excel data into Visio diagrams; create process flowcharts using the Visio stencils of your choice

Rapid data connectivity

Quickly connect diagrams with Excel tables and swap data graphics with one click

Enhanced layout feature

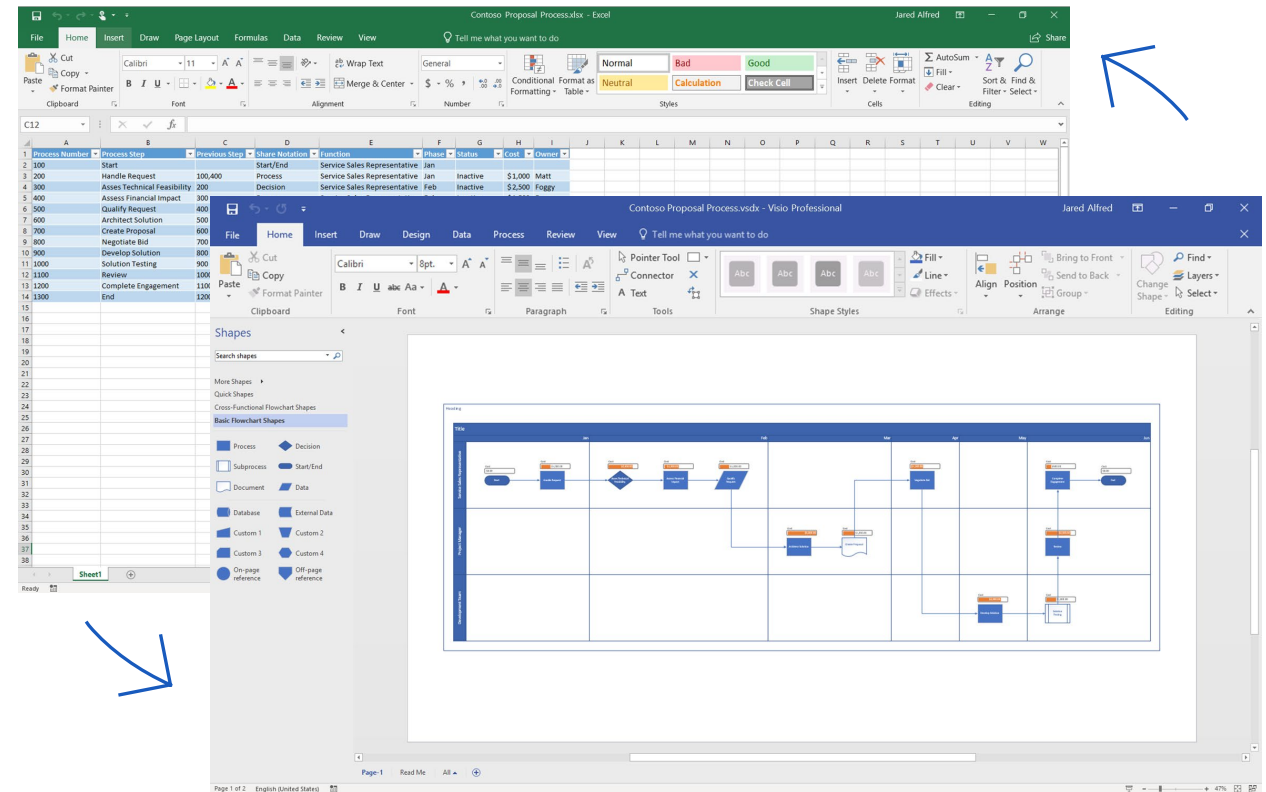
Bring even more professionalism to your flowcharts with improved connectors, spacing, alignment, and direction

A single, shareable package

Keep diagrams and data together by creating a template package (.vtpx)

Data refresh

Update your data or diagram to see changes reflected in the other app after refresh





Create data-driven Visio diagrams directly in Excel

Ready-to-share diagrams in Excel

Use the Visio Data Visualizer add-in to automatically create diagrams from Excel tables—all the shapes, connections, and data linking—right inside Excel

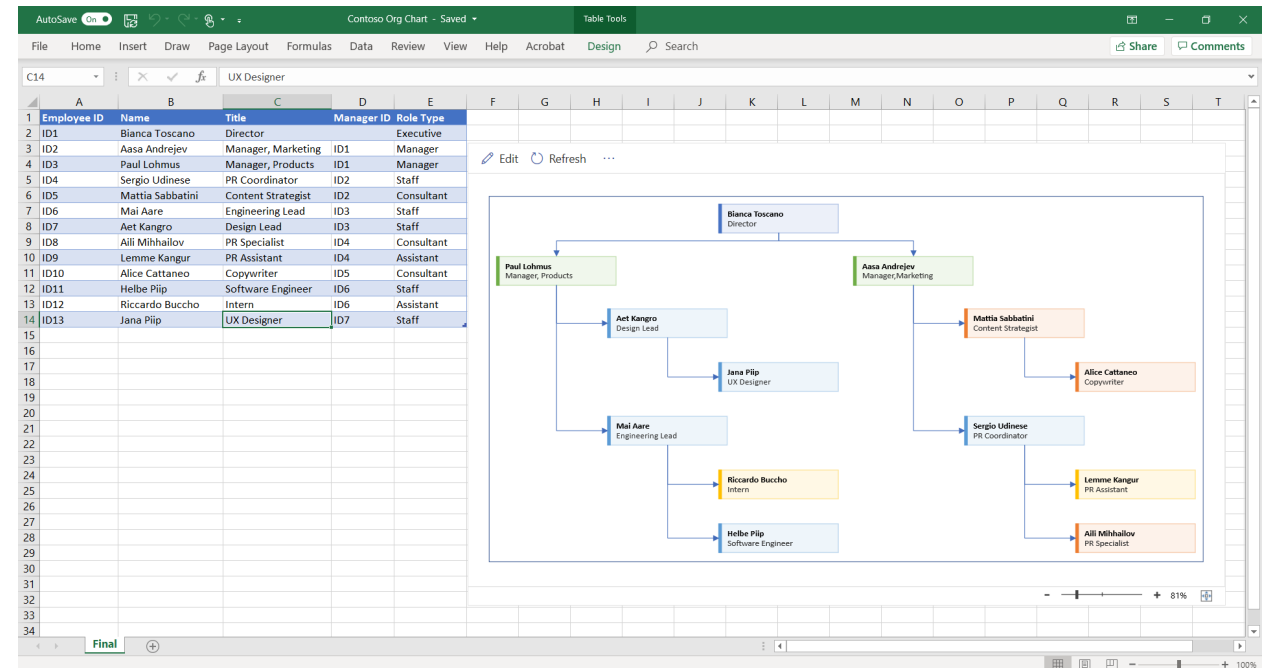
- Get started with editable sample data
- Build basic flowcharts, cross-functional flowcharts, and org charts
- Open your diagrams in the Visio desktop app or Visio web app for more robust editing
- View, print, and share your diagrams using the add-in
- Reduce the need to constantly switch between apps

Extended online editing

Modify diagrams in Visio for the web and watch those changes sync to the underlying Excel data

Multi-language support

Allow colleagues from around the world to create diagrams from data in Excel with support for 26 languages



Excel sold as part of Microsoft 365. More detailed editing of diagrams requires Visio Plan 1 or Visio Plan 2. Deploy the add-in to users via a group or to everyone in a tenant using the admin center and [Centralized Deployment](#).



Break down complex diagrams in PowerPoint

Create and export slide snippets

Use Slide Snippets in Visio to select specific diagram parts, give them a title, and export them as slides in PowerPoint

Build powerful presentations

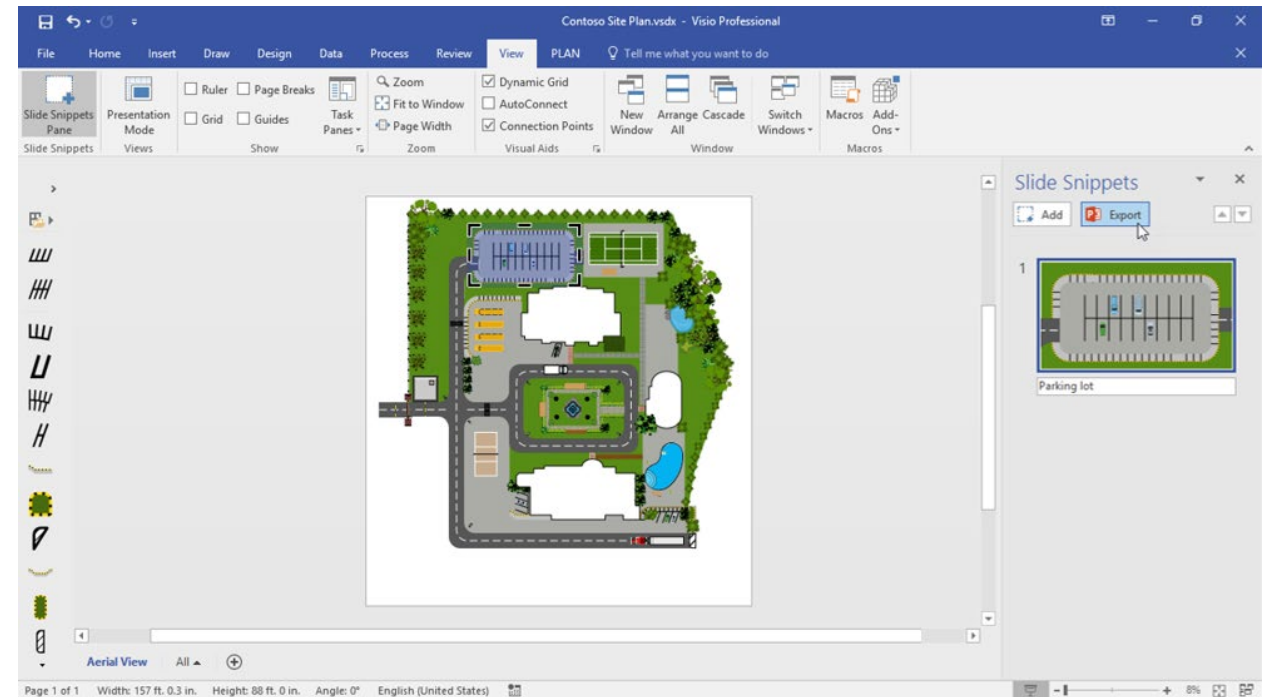
Quickly build an entire presentation from within Visio using different diagram elements

Simplify consumption of complex diagrams

Leverage the resulting PowerPoint to break down complex visuals into individual parts for easier comprehension

Built-in effects

Create cinematic transitions between overlapping snippets with the Morph transition, which is automatically applied





Document business process diagrams in Word

Intuitive, wizard-like guide

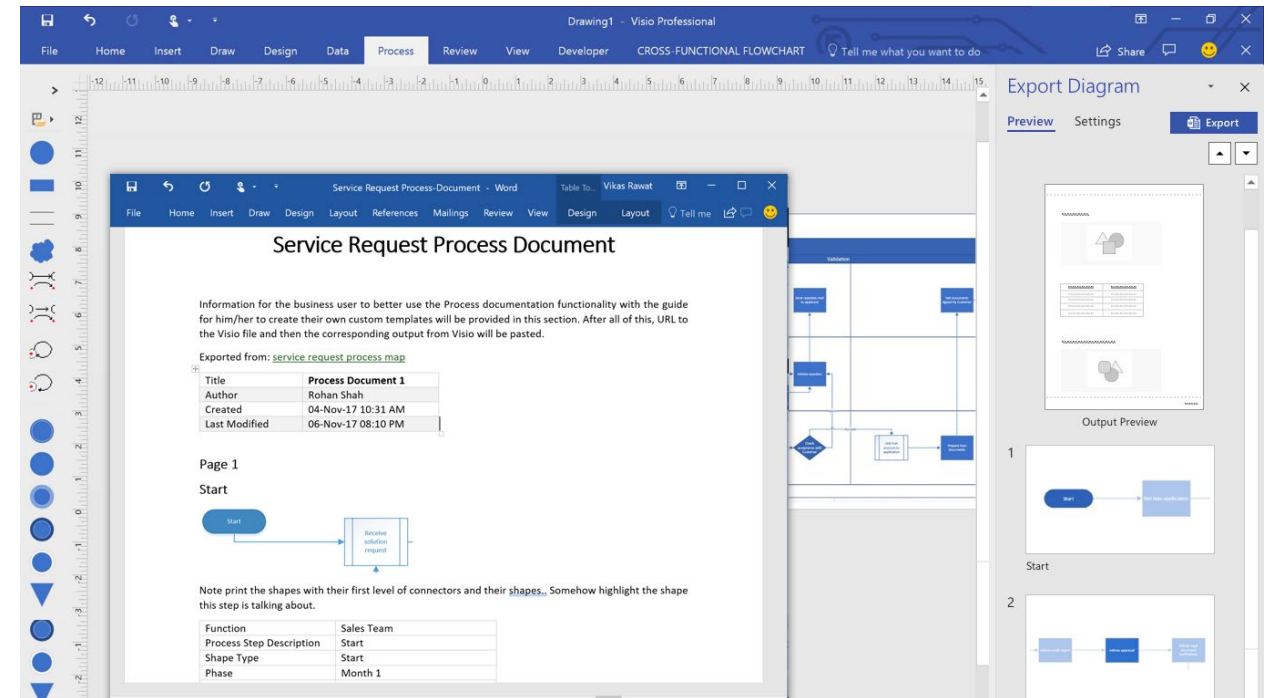
Use an intuitive guide in Visio to select and export specific diagram parts and their metadata to Word for detailed documentation

Automated metadata pairing

Automatically pair each diagram element with its metadata to maintain all critical context

Efficient document organization

Export diagram elements into organized tables and easily share the resulting documentation with stakeholders





Securely save and share diagrams with OneDrive for Business

Free OneDrive for Business storage

Get 2 GB of enterprise-grade OneDrive for Business storage with Visio Plan 1 or Visio Plan 2

Default AutoSave

Automatically maintain all your latest diagram changes with the Office AutoSave feature

Easy sharing

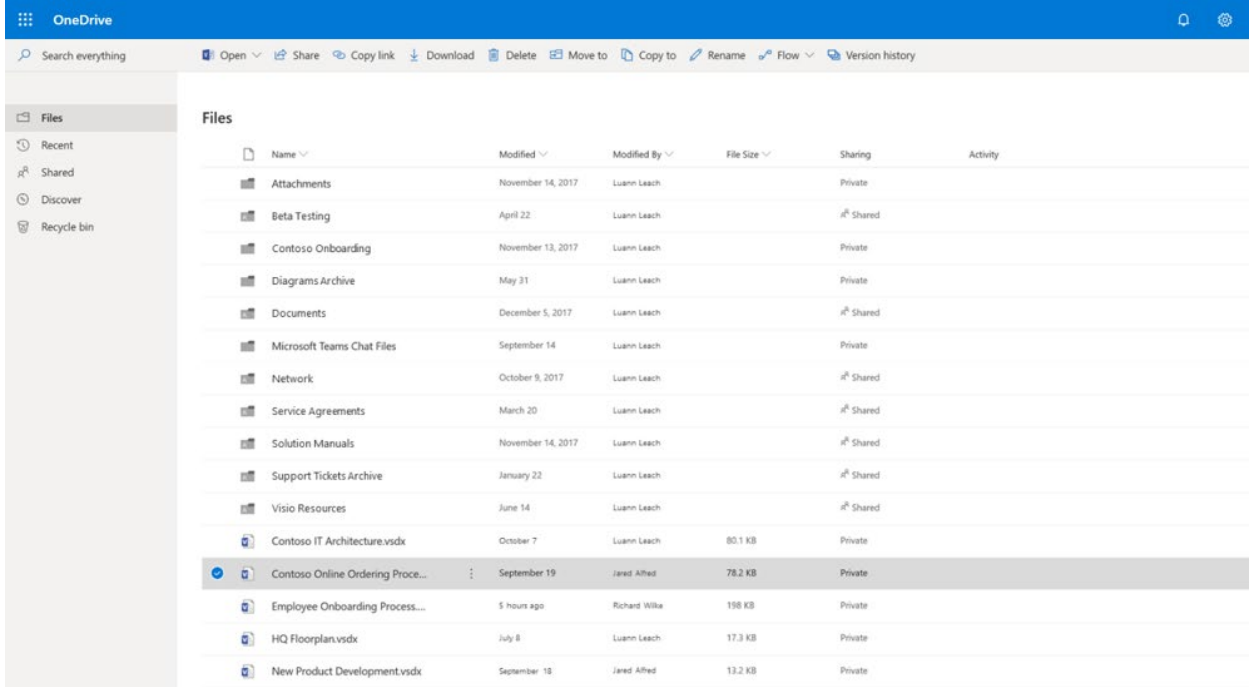
Set user access rights and quickly share diagram files with colleagues from within Visio

Access for all

Allow users without a Visio subscription to view data-linked diagrams online, zoom in for detail, and flip through tabs

One highly secure repository

Keep your diagrams and company data protected with advanced encryption, compliance, and security features



The screenshot shows the OneDrive web interface. The top navigation bar includes the OneDrive logo, a search bar, and various action buttons like Open, Share, Copy link, Download, Delete, Move to, Copy to, Rename, Flow, and Version history. The left sidebar shows the 'Files' section with sub-items: Recent, Shared, Discover, and Recycle bin. The main content area displays a list of files and folders. The table below represents the data shown in the screenshot.

Name	Modified	Modified By	File Size	Sharing	Activity
Attachments	November 14, 2017	Luann Leach		Private	
Beta Testing	April 22	Luann Leach		Shared	
Contoso Onboarding	November 13, 2017	Luann Leach		Private	
Diagrams Archive	May 31	Luann Leach		Private	
Documents	December 5, 2017	Luann Leach		Shared	
Microsoft Teams Chat Files	September 14	Luann Leach		Private	
Network	October 9, 2017	Luann Leach		Shared	
Service Agreements	March 20	Luann Leach		Shared	
Solution Manuals	November 14, 2017	Luann Leach		Shared	
Support Tickets Archive	January 22	Luann Leach		Shared	
Visio Resources	June 14	Luann Leach		Shared	
Contoso IT Architecture.vsd	October 7	Luann Leach	80.1 KB	Private	
Contoso Online Ordering Proce...	September 19	Jared Alfred	78.2 KB	Private	
Employee Onboarding Process...	5 hours ago	Richard Wilke	198 KB	Private	
HQ Floorplan.vsd	July 8	Luann Leach	17.3 KB	Private	
New Product Development.vsd	September 18	Jared Alfred	13.2 KB	Private	

Visio perpetual users must purchase OneDrive for Business separately. Data-linked diagrams can be viewed, but not created or edited in Visio for the web.



Represent **Microsoft Azure** architectures accurately

Basic and detailed network diagrams

Extend diagramming to IT with premade templates and a comprehensive set of computer equipment and network shapes and stencils

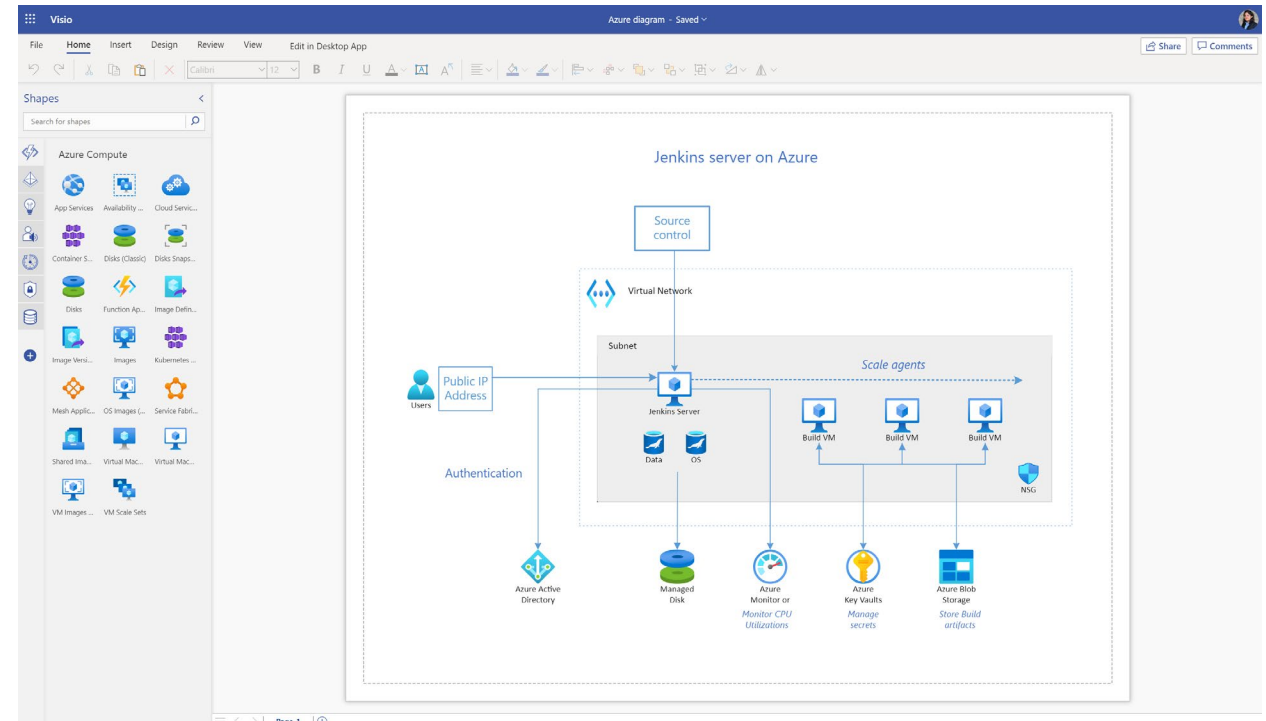
Easy-to-use Azure diagram templates

Create with confidence and work with one of the many sample diagrams or starter diagrams, including:

- Jenkins Server on Azure
- Personalized Marketing Solution Using Azure
- Dev-Test Deployment for Testing PaaS Solutions
- Integrating On-Prem AD Domains with Azure AD

Azure-specific shapes and stencils

Choose from more than 250 new Azure shapes and stencils to properly design and communicate your IT infrastructure



How Microsoft 365 and Visio work together for our customers...

Providing a fast, easy view of individual project status

// When we realized that Visio works seamlessly with **Power BI**, we began to integrate our Executive, Portfolio, Program, and Project Manager Dashboards with the corresponding Visio charts that we already have in place, in order to create a dynamic, automated, futuristic, and productive integrated solution."

Tim Dunn

Director of IT Program Management



Revolutionizing diagnostic procedure with data-driven agile process mapping

// Nothing is faster than typing a list. Our team members use Excel to create the process and then get a professional-looking visual diagram to review and discuss right in Visio Online. We work with clinicians who are experts in their fields. With the Microsoft **Visio Data Visualizer**, Microsoft Excel and Visio come together so they don't have to be graphical design experts, too. They create professional process maps straight from Excel tables while focusing on what they do best."

Dr. Hagen Wenzek
Chief Innovation Officer



Visio pricing and licensing

Visio in Microsoft 365

Included with Microsoft 365 commercial subscription (no additional cost)

Includes

- Visio web application
- Templates and shapes for general purpose diagrams
- Co-authoring, editing, and commenting in real time
- Sharing options
- Modern UI and a familiar Office experience

Visio Plan 1

\$5/user/month (annual subscription)
\$6/user/month (monthly subscription)

Includes

- All Visio in Microsoft 365 features, plus...
- 2 GB of OneDrive storage
- Templates and shapes for specialized diagrams, including cross-functional flowcharts, basic and detailed network, Azure, AWS, ERD, and UML
- Support for UML 2.5 process standards
- Power BI integration

Visio Plan 2

\$15/user/month (annual subscription)
\$18/user/month (monthly subscription)

Includes

- All Visio Plan 1 features, plus...
- Visio desktop application
- Ready-made templates and 250,000 industry shapes
- Data overlay, icons, colors, graphics, and more
- Ruler, layers, and grids
- Power Automate, Word, Excel, and PowerPoint integrations
- Enhanced support for AutoCAD drawings
- ...and more!

Learn more and stay connected



Comparison chart

Understand the benefits among different Visio products

aka.ms/visio-compare



Product feedback

Send feedback and submit ideas for new Visio capabilities

aka.ms/visio-feedback



Social

Follow us on Twitter and LinkedIn for the latest updates



aka.ms/visio-twitter



aka.ms/visio-linkedin



Tech community

Join the Visio Tech Community to engage with us and other users

aka.ms/visio-tech-community



Free trial

Try Visio Plan 2 for free for 30 days

aka.ms/visio-plan-2-trial



Tell us!

Have a question or suggestion? Email us directly

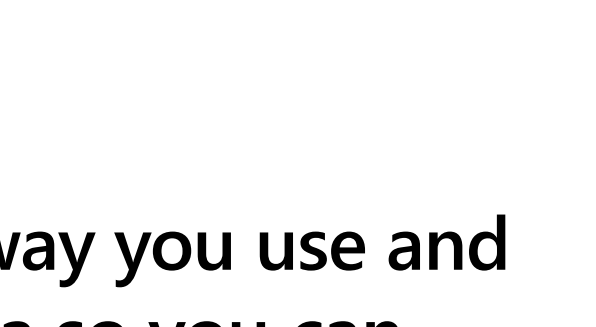

tellvisio@microsoft.com




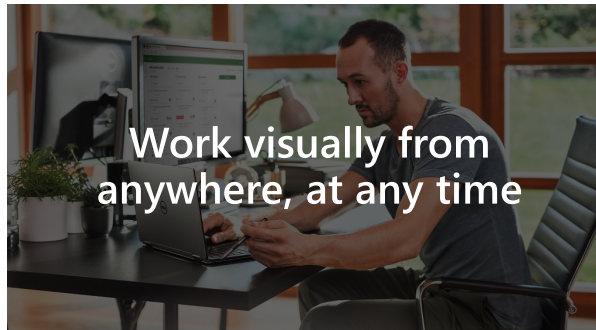
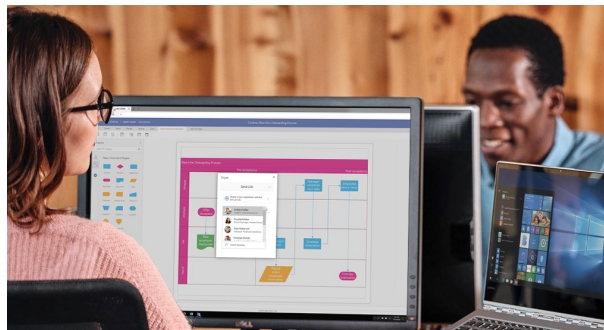
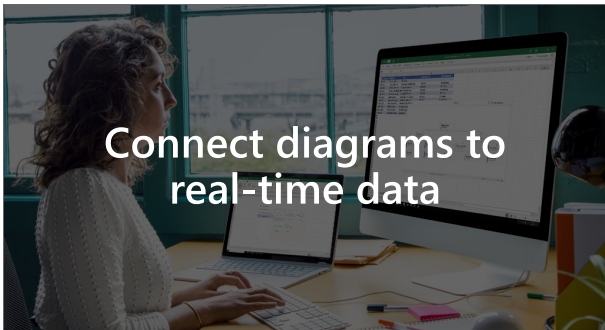

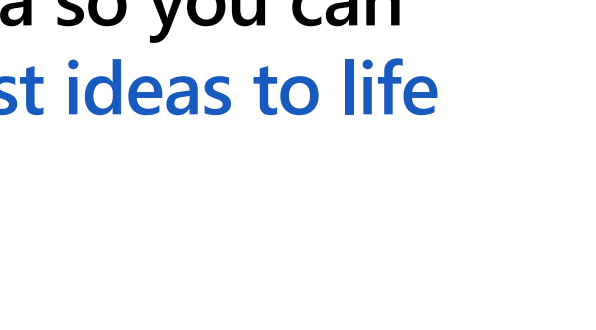
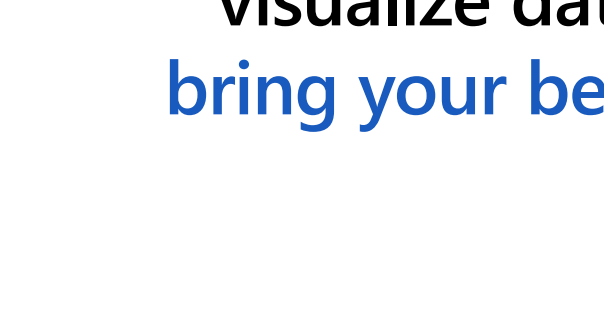

Q & A



Thank you!



Transform the way you use and
visualize data so you can
bring your best ideas to life





Get more out of Visio Visual with familiar **Power BI** features

Familiar Power BI experience

Interact with Visio diagrams similar to how you interact with Power BI visualizations (e.g., filter, highlight, edit, share, etc.)

Custom Power BI report views

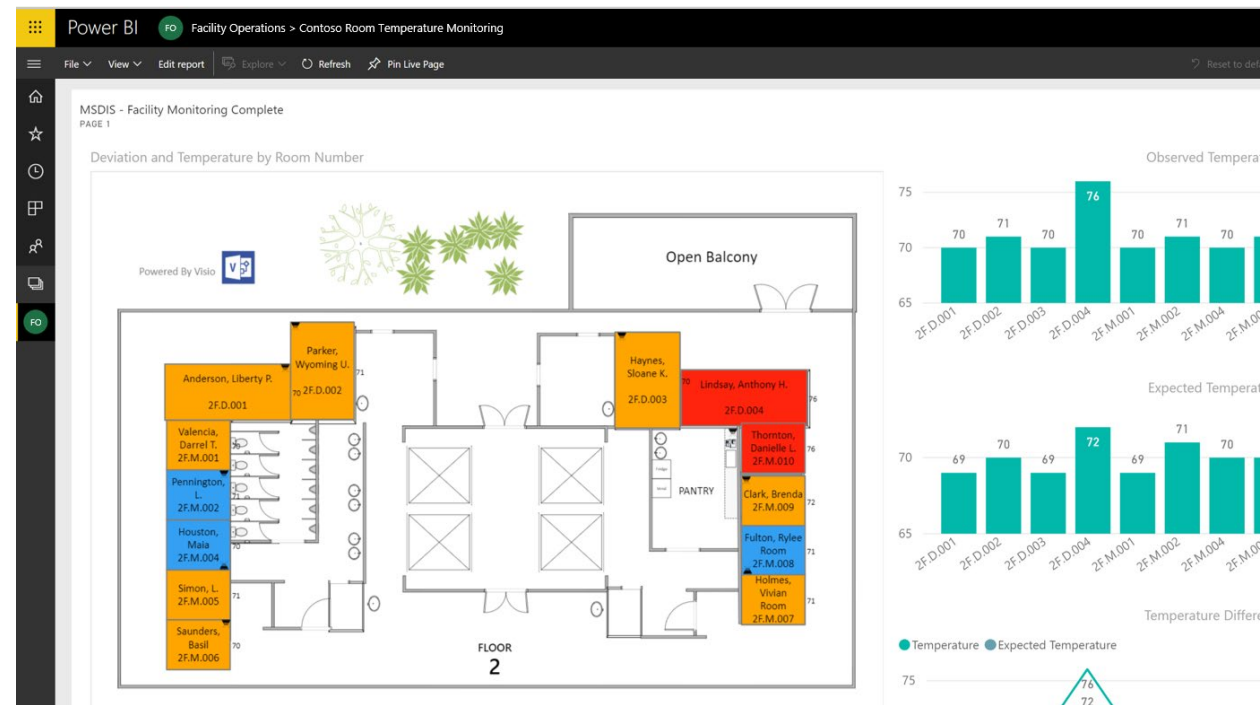
Bookmark the current report's view, including filters and interactions with other visuals, and return to that view later

Top-down reporting

Reveal additional information about Visio visuals from the top down (i.e., start at a facility's floorplan, drill into room temperature, and then who occupies each room)

Configurable auto zoom settings

Change settings for auto zoom during interactions with other visuals by turning auto zoom on or off





Use the same sharing, collaboration features as other reports

Microsoft Teams tab

Bring your Power BI reports with Visio visuals into Teams to give you a naturally collaborative solution for coordinating with all involved stakeholders

Anywhere access

Access Power BI dashboards and reports from virtually anywhere with web, desktop, Windows, iOS, and Android native mobile apps; plus, sign in with support for single sign-on

Export to PDF, PowerPoint

Easily share your Visio visuals by exporting them to a professional-looking PDF or PowerPoint presentation

Email subscriptions

Get the latest Visio Visual snapshots sent directly to your inbox at the time and frequency—daily, weekly, or after data refresh—of your choosing

